

2008 958 -913 ()
ISSN 1726-6807, <http://www.iugaza.edu.ps/ara/research/>
() "

2007/6/10: 2006/5/11 :

The Extent of the use of Information Technology in the process of auditing (E-Auditing)in Palestine, and its effect on the quality of the evedance to support the audit opinion of the neutral prepared on the financial statement

Abstract:The study aimed at investigating to what extent do auditors in Palestine use information technology in planning, controlling and documenting the audit processes. It mainly aimed at studying the effect of e-auditing on persuasiveness of evidence.

The Findings of the study showed that auditors in Palestine use IT in planning, controlling & documenting the audit processes to some extent. It also showed that e-auditing helps in improving persuasiveness of evidence.

The study is concluded by recommendations. The most important one was that regulators of the profession in Palestine should encourage the use of e-audit in the audit processes by introducing new regulations and developing the quality control standards.

.(Gupta, 2000)

(Romney & .

.Steinbart, 2006)

.(computerized auditing)

Audit

E-Auditing Automation
.(2003)

Research Problem

.(Arens , 2006)

()

.

:

:

:

-

-

-

Research Importance :

Research Objective :

:

.1

.2

.3

Research Society and Sample :

Previous Studies

:

(Duncombe & Heeks, 1999)

:

(2003)

(2003)

:

:

()

:

(Tiittanen, 2001)

Tiittanen

:

(2003)

:

(Manson et al., 1997)

(Fischer, 1996)

Research Model

:

.()

()

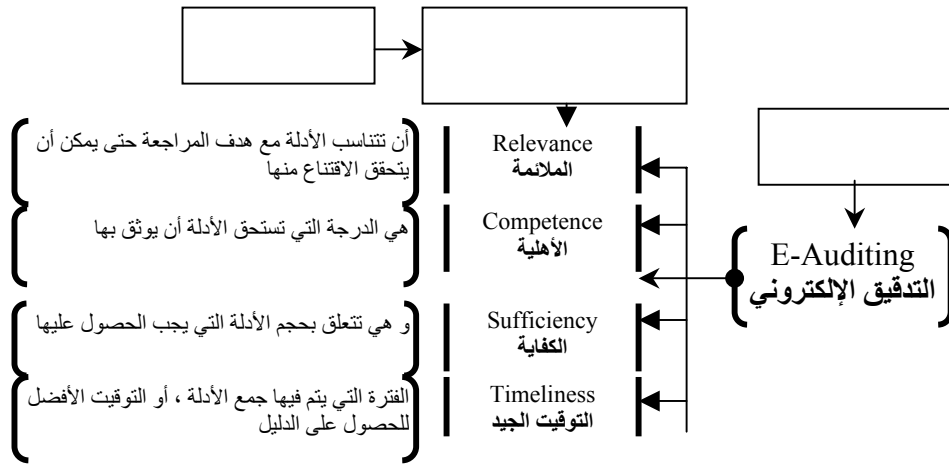
)

()

(

:

(1) :



Research Assumptions

:

:

:

:

: H_{01}

: H_{02}

: H_{03}

: H_{04}

Research Tool

:

:

6

:

:

:

8

:

-

5

:

-

6

:

-

:

7

:

8

40

Likert Scale

1	2	3	4	5	

The Validity and Reliability

:

Reliability

Validity

:

:

:

:

:

.1

:

.2

Person

:

()

(1)

/					
:					
Sig.	r		Sig.	r	
0.000 ^a	0.872	17	0.000 ^a	0.848	7
0.000 ^a	0.866	18	0.000 ^a	0.802	8
0.000 ^a	0.836	19	0.000 ^a	0.844	9
0.000 ^a	0.652	20	0.000 ^a	0.719	10
0.000 ^a	0.622	21	0.000 ^a	0.694	11
0.000 ^a	0.603	22	0.000 ^a	0.841	12
0.000 ^a	0.517	23	0.000 ^a	0.739	13
0.000 ^a	0.744	24	0.000 ^a	0.696	14
0.000 ^a	0.617	25	0.000 ^a	0.867	15
			0.000 ^a	0.785	16
/					
Sig.	r		Sig.	r	
0.000 ^a	0.863	30	0.000 ^a	0.667	26
0.000 ^a	0.794	31	0.000 ^a	0.786	27
0.000 ^a	0.747	32	0.000 ^a	0.721	28
			0.000 ^a	0.59	29
/					
Sig.	r		Sig.	r	
0.000 ^a	0.525	36	0.000 ^a	0.634	33
0.000 ^a	0.659	37	0.000 ^a	0.672	34
			0.000 ^a	0.661	35

:

$\alpha 0.01$

: :

:(Cronbachs Alpha)

% 94.44

Statistical Methods

SPSS

Person	.1
Cronbachs Alpha	.2
	.3
One Sample T-Test	.4
VIF Tolerance	.5
Multicollinearity	
Durbin Watson	.6
.Autocorrelation	
Multiple Regression	.7
Simple Regression	.8
Stepwise Regression	.9

" (2001)

...

"

(Boynton et al., 2006)

"

()

(Statement on Auditing Standard) SAS31

:
:
: .1
:
: .2
:
: .3
:
:
:
: .4
:
: .5
:

" (Arens,2006)

:
:Establishal Criteria .1

:Accumulating & Evaluating Evidence .2
:
:

:Reporting .3

: .4

:

:

:

:Relevance ■

:Competence ■

:

.1

.2

: .3

.4

: .5

:Sufficiency ■

:

()

.1

.2

:Timeliness

■

:

. Physical Examination .1

.Confirmation .2

. Documentation .3

. Observation .4

. Inquiries of the client .5

. Reperformance .6

.(Arens, 2006) Analytical Procedures .7

(2006)

:

(Alter,1999)

(Ashton &

.(Computer Auditing)

Willingham, 1998)

:

"

(Williamson, 1994) "

(2003)

()

(Romney & Steinbart, 2006)

:

(Arens, 2006) (2006):

Auditing Around the Computer .1

Auditing Through the Computer .2

Auditing With the Computer .3

:

Parallel Simulation .

Test Data

Audit Software

:Custom-Designed Program

Generalized

:Audit Software

: (2)

55.79%	2.7895	
62.63%	3.1316	
60.53%	3.0263	
77.89%	3.8947	
47.89%	2.3947	
55.79%	2.7895	

%78 3.9

%63 3.1

.%56 2.790

.%48 2.4


()

Data Analyze & Testing of Hypotheses

:

:

:



: (3)

	%		
86.8	33		
13.2	5		
100	38		
47.40	18	35	
39.5	15	35 24	
13.2	5	24	
100	38		
78.9	30		
21.1	8		
100	38		
97.4	37		
2.6	1		
100	38		
31.6	12		
39.5	15		
26.3	10		
2.6	1		
100	38		
52.6	20	8	
28.9	11	8 3	
18.4	7	3	
100	38		

()

:

:

:

.1

(4)

								#
52.20%	2.61	10.5	44.7	26.3	10.5	7.9		7
60.00%	3.00	13.2	23.7	28.9	18.4	15.8		8
57.90%	2.90	13.2	21.1	39.5	15.8	10.5		9
54.74%	2.74	15.8	21.1	42.0	15.8	5.3		10
53.16%	2.66	18.4	28.9	28.9	15.8	7.9		11
51.06%	2.55	26.3	26.3	23.7	13.2	10.5		12
48.42%	2.42	15.8	52.6	13.2	10.5	7.9		13
50.00%	2.50	18.4	39.5	23.7	10.5	7.9		14
2.671	$\bar{\chi}$							
0.963	S							
53.42%	<i>ratio</i>							

.%53.4

. %60 %48.42

%50

$$H_1 : \mu < 3 \quad H_0 : \mu = 0 :$$

(T- T

:

T

.distribution)

$$|T| = \frac{\bar{X} - \mu}{S / \sqrt{n}}$$

$$|T| = \frac{2.671 - 3}{0.963 / \sqrt{38}} = -2.106$$

$$T_{0.95, 37} = -1.684 :$$

$\alpha 0.05$

(n-1)=37

T

$|T|$

α

Sig.

: T

$\alpha 0.05$

$$P - Value = \Pr.(t \leq -2.106) = 0.042^a$$

()

.2

(5)

								#
48.40%	2.42	23.7	36.8	21.1	10.5	7.9	:	15
61.00%	3.05	13.2	26.3	15.8	34.2	10.5) (16
53.20%	2.66	23.7	31.6	13.2	18.4	13.2		17
53.20%	2.66	15.8	26.8	23.7	13.2	10.5) (18
52.60%	2.63	15.8	36.8	23.7	15.8	7.9		19
2.680	$\bar{\chi}$							
1.130	S							
53.60%	<i>ratio</i>							

.%53.6

%48.4

.%61

$H_1 : \mu < 3$ $H_0 : \mu = 0$:

-1.684

-1.751 =

T

Sig. 0.044

α 0.05

()

:

.3

(6)

								#
32.20%	1.61	57.9	28.9	10.5		2.6	:	20
38.40%	1.92	2.6	2.6	15.8	42.1	36.8		21
34.20%	1.71	2.6		7.9	44.7	44.7		22
53.60%	2.68	2.6	21.1	28.9	36.8	10.5		23
42.60%	2.13	2.6	7.9	21.1	36.8	31.6		24
45.20%	2.26	5.3	2.6	28.9	39.5	39.5		25
2.053	$\bar{\chi}$							
0.731	S							
%41	<i>ratio</i>							

%41

.%53.6

$|H_1 : \mu < 3| \quad |H_0 : \mu = 0| :$

-1.684

-7.99 =

T

Sig. = 0.000^a

$\alpha 0.05$

:

:

(7)

()

:(7)

			#
91.58%	4.579		26
87.36%	4.368		27
86.84%	4.342		28
80.52%	4.026		29
80.00%	4		30
72.64%	3.632		31
60.52%	3.026		32
3.996	$\bar{\chi}$		
0.528	S		
%79.92	<i>ratio</i>		

%91.6

4.579

%87.4

4.368

%80.5

4.026

.%80

4.000

3.632

.%72.6

.%60.5

3.026

T $|H_1 : \mu > 3|$ $|H_0 : \mu = 0|$:
 T 4.992 $|T|$
 $T_{0.95,6} = 1.94$ $\alpha 0.05$ (n-1)=6
 Sig. = 0.001^a

(8)

:(8)

67.37%	3.3684	
45.79%	2.2895	
56.32%	2.8158	

%67.4 3.368
 %58 2.290

.%56.3 2.816

()

:

:

()

.()

:

$$|Y = \alpha + \beta_1 \chi_1 + \beta_2 \chi_2 + \beta_3 \chi_3 + \ell|$$

:

(...)

:Y

: α

Partial Regression Coefficients

: $\beta_1, \beta_2, \beta_3$

:

: χ_1, χ_2, χ_3

: ℓ

)

(

)

.(

:

: **Multicollinearity**

.1

Multicollinearity

SPSS
(VIF)

Collinearity diagnostics

Tolerance
: (Variance Inflation Factor)

$$VIF = \frac{1}{Tolerance}$$

5 VIF

(9)

Collinearity Statistics		
VIF	Tolerance	
3.279	0.305	
3.636	0.275	
1.976	0.506	

5

VIF

Autocorrelation

.2

Durbin Watson

(4)

4

2.5 1.5

()

(10)

D-W		
1.438		
1.966		
1.564		
1.71		

: IT :

2.5 1.5

D-W

1.5

:
: H_{01}

:

(11)

	β	T	Sig.
CONSTANT	0.092	0.345	0.732 ^a
	0.026	0.170	0.866 ^a
	0.149	1.081	0.287 ^a
	0.522	3.325	0.002 ^a
R	R ²	F	Sig.
0.745 ^a	0.555	14.125	0.000 ^a

Stepwise			
R	R ²	F	Sig.
0.720 ^a	0.519	38.778	0.000 ^a

$$F_{d.f.37, \alpha 0.025} = 1.94$$

$$T_{d.f.37, \alpha 0.025} = 2.02$$

$$R^2 = 55.5\%$$

%55.5 ()
.()

$$F = 14.125$$

$$1.94$$

$$(Sig\ 0.000 < \frac{\alpha}{2} 0.025) \frac{\alpha}{2} = 0.025$$

$$Sig. = 0.000^a$$

:

$$T=1.08,$$

T

T

F

$$:) T=0.170$$

T

(

Sig.

()

Stepwise

$$51.9\%$$

R²

:

$$3.6\% = (51.9\% - 55.5\%)$$

$$38.778 \quad F$$

()

Sig. = 0.000^a

:

:

: H_{02}

:

(12)

	β	T	Sig.
CONSTANT	0.337	1.234	0.226 ^a
	0.032	0.200	0.842 ^a
	0.055	0.387	0.701 ^a
	0.530	3.281	0.002 ^a
R			
0.680 ^a	R²	F	Sig.
	0.462	9.743	0.000 ^a
Stepwise			
R	R²	F	Sig.
0.673 ^a	0.453	29.854	0.000 ^a

$R^2 = 46.2\%$

%46.2 ()

.()

$F = 9.743$

1.94

Sig. = 0.000^a

T=0.387, T=0.200

T

T

Sig. ()

Stepwise

45.3%

R²

- 46.2%)

0.9% = (45.3%

29.854 F

Sig. = 0.000^a

: H₀₃

(13)

	β	T	Sig.
CONSTANT	1.197	3.920	0.000 ^a
	0.059	0.334	0.740 ^a
	0.243	1.532	0.135 ^a
	-0.270	-1.149	0.259 ^a

()

R	R ²	F	Sig.
0.405 ^a	0.164	0.97	0.103 ^a

R² = 16.4%

%16.4

()

83.6% .()

.()

F = 0.970

1.94

Sig. = 0.103^a

:

:

: H₀₄

:

(13)

	β	T	Sig.
CONSTANT	0.864	2.985	0.005 ^a
	0.216	1.289	0.206 ^a
	0.126	0.836	0.409 ^a
	0.099	0.581	0.565 ^a
R	R ²	F	Sig.
0.600 ^a	0.359	6.361	0.002 ^a

Stepwise			
R	R ²	F	Sig.
0.574 ^a	0.329	17.685	0.000 ^a

$$R^2 = 35.9\%$$

%35.9 ()
 .()

$$F = 6.361$$

1.94

$$Sig. = 0.002^a$$

Stepwise

:

%32.9 R²

$$= (\%32.9 - \%35.9)$$

%3

17.685 F
 Sig. = 0.000^a

()

:
: H_0

:

:

(14)

R	R ²	F	T	Sig.	D-W	VIF
0.696 ^a	0.484	33.82	5.816	0.000 ^a	1.703	1

)
() 48.4% (

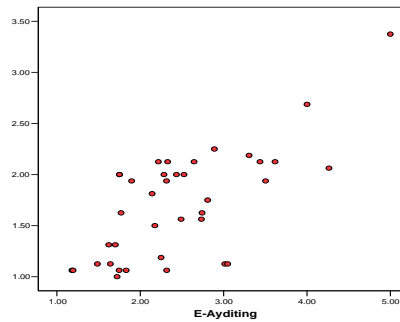
F

Sig.

. 51.6%

:

(2)



)

(

()

:

:

.1

.2

%45.3

.3

%41

.4

.5

.6

	:	■	
" (2003)	:		-1
" "			
.289-279	.2	30	"
"			" (2001)
			" (2003)
.268-253	2	30	" "
			" (2006)
"	:		"
"	:	" (2003)	-5

1. Arens & Randal J. Elder & Mark S. Beasley. 2006. Auditing and Assurance Services An Integrated approach, Prentice Hall, USA.
2. Boynton, W. C., Johnson, R. N. & Kell, W. G. (2006), "Modern Auditing ", John & Sons Inc., USA.
3. Manson, S., S. McCartney, M. Sherer, (1997), " Audit Automation in the UK and the USA: A Comparative Study", Working Paper Series, Department of Accounting and Financial Management, University of Essex, UK.
4. Fischer, M.J., (1996), "Real-izing" The Benefits of New Technologies As A Source of Audit Evidence: An Interpretive Field Study", Accounting Organizations and Society, 21 (2/3): pp. 219-242.
5. Duncombe. & Heeks. 1999. Information, ICTS and Small Enterprise: Findings from Botswana.(Online),Available: <http://idpm.man.ac.uk/idpm/diwpf7.htm>.
6. Gupta, U. 2000. Information Systems, Prentice Hall.
7. Romney & Steinbart. 2006. Accounting Information Systems, Prentice Hall.
8. Alrer, p. (1999), Information Systems: A Management Perspective, Addison-Wesley Educational Publishers Inc, USA.

()

9. Tiittanen, A. 2001. The Role of User Support Services in Modern Auditing.(Online),Available:
<http://hsb.baylor.edu/ramsower/ais.ac.97/papers/tiittan.htm>.
10. Ashton, R. H. & Willingham, J. J. (1998), "Using and Evaluating Audit Decision Aids", in Srivastava, R. J. & Rebele, J. (Eds), Auditing Symposium IX: Proceedings of the 1988 Touche Ross/ University of Kansas Symposium on Auditing Problems, pp. 1-31.
11. Williamson, A. L. (1994), "Audit Automation", Accountant Digest, No. 318, ICAEW, London.

	:		:	-
				-
				-
	:		:	
				:
				:
			:	.1
	□		□	
			:	.2
35 □		35 24 □	24 □	
			:	.3
	□		□	□
			:	.4
	□		□	□
		:		.5
	□		□	□
			:	.6
8 □		8 3 □	3 □	

()

	:	:
:		.7
<input type="checkbox"/>	<input type="checkbox"/>	<input type="checkbox"/>
	<input type="checkbox"/>	<input type="checkbox"/>
:		
<input type="checkbox"/>	<input type="checkbox"/>	<input type="checkbox"/>
	<input type="checkbox"/>	<input type="checkbox"/>
		.8
<input type="checkbox"/>	<input type="checkbox"/>	<input type="checkbox"/>
	<input type="checkbox"/>	<input type="checkbox"/>
:		.9
<input type="checkbox"/>	<input type="checkbox"/>	<input type="checkbox"/>
	<input type="checkbox"/>	<input type="checkbox"/>
:		.10
<input type="checkbox"/>	<input type="checkbox"/>	<input type="checkbox"/>
	<input type="checkbox"/>	<input type="checkbox"/>
:		.11
<input type="checkbox"/>	<input type="checkbox"/>	<input type="checkbox"/>
	<input type="checkbox"/>	<input type="checkbox"/>
		.12
<input type="checkbox"/>	<input type="checkbox"/>	<input type="checkbox"/>
	<input type="checkbox"/>	<input type="checkbox"/>
:		.13
<input type="checkbox"/>	<input type="checkbox"/>	<input type="checkbox"/>
	<input type="checkbox"/>	<input type="checkbox"/>

			:
			.14
		:	
<input type="checkbox"/>	<input type="checkbox"/>	<input type="checkbox"/>	<input type="checkbox"/>
		<input type="checkbox"/>	<input type="checkbox"/>
)			.15
	(
<input type="checkbox"/>	<input type="checkbox"/>	<input type="checkbox"/>	<input type="checkbox"/>
		<input type="checkbox"/>	<input type="checkbox"/>
:			.16
<input type="checkbox"/>	<input type="checkbox"/>	<input type="checkbox"/>	<input type="checkbox"/>
		<input type="checkbox"/>	<input type="checkbox"/>
)			.17
	(
<input type="checkbox"/>	<input type="checkbox"/>	<input type="checkbox"/>	<input type="checkbox"/>
		<input type="checkbox"/>	<input type="checkbox"/>
:			.18
<input type="checkbox"/>	<input type="checkbox"/>	<input type="checkbox"/>	<input type="checkbox"/>
		<input type="checkbox"/>	<input type="checkbox"/>
	:	:	
	(Word)	.19
		:	:
<input type="checkbox"/>	<input type="checkbox"/>	<input type="checkbox"/>	<input type="checkbox"/>
		<input type="checkbox"/>	<input type="checkbox"/>
			.20
		:	
<input type="checkbox"/>	<input type="checkbox"/>	<input type="checkbox"/>	<input type="checkbox"/>
		<input type="checkbox"/>	<input type="checkbox"/>

()

.21

.22

:

.23

:

.24

.25

:) .

()

(

.26

:)

(

.27

.28

(

:)

.29

.30

.(

).)

.31

:)

(...

:

:

.32

:

()

: .33

.34

!

.35

!

.36

!

.37

)

(5 1

:

.38

.39